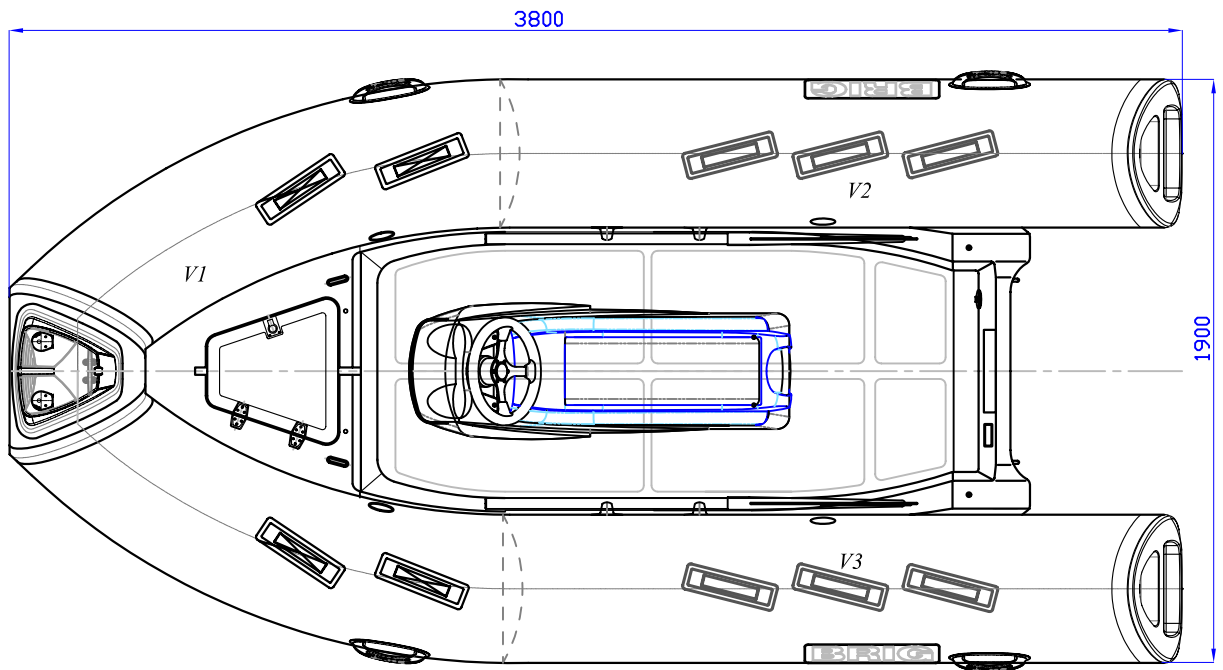
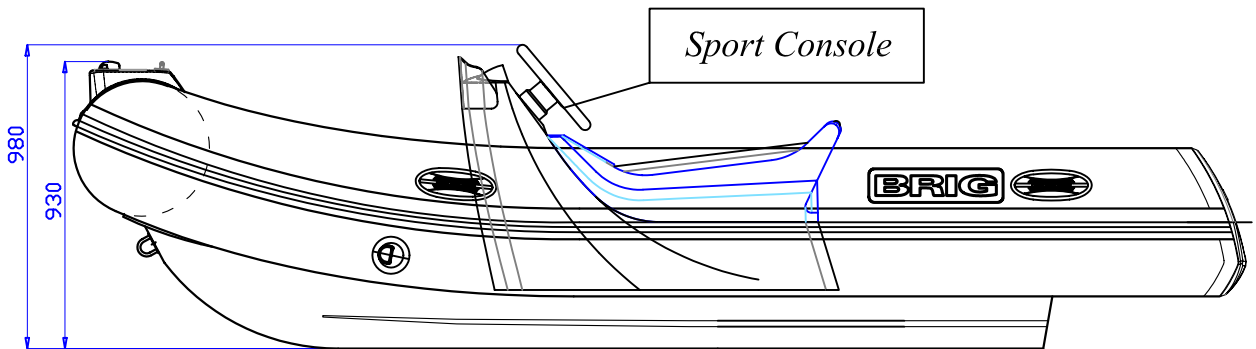


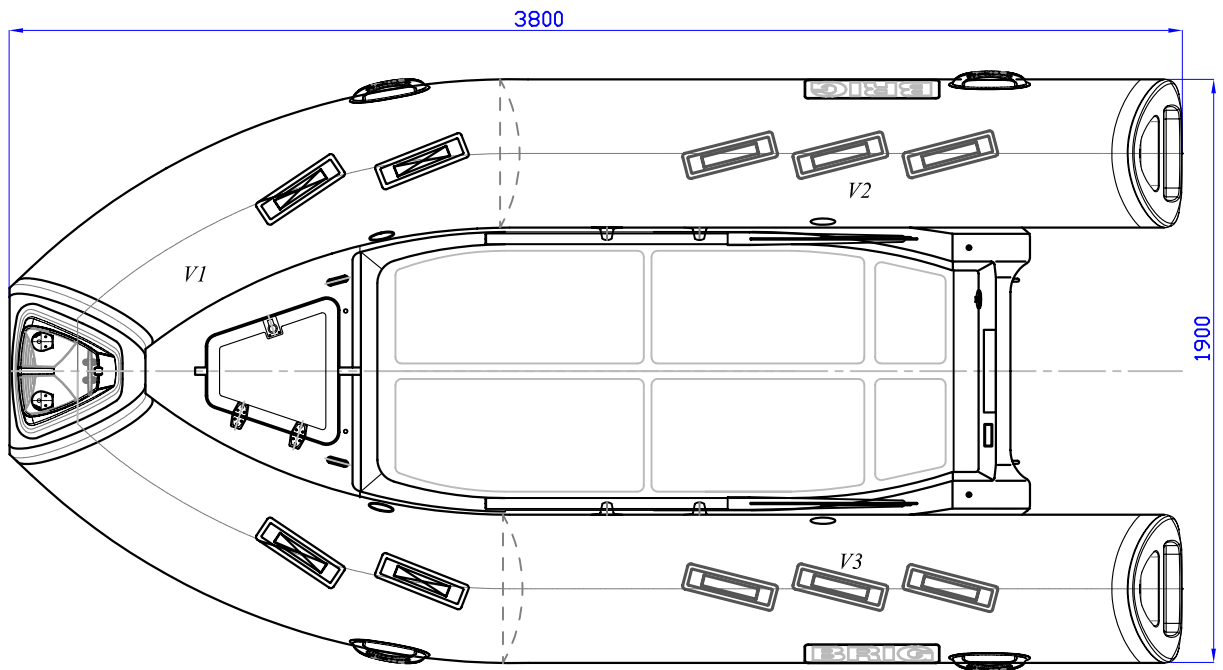
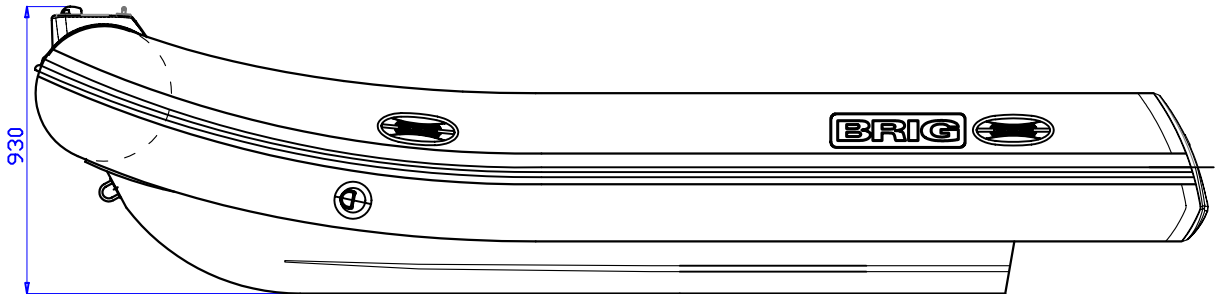
Inflatable tube compartments: V1, V2, V3  
 Buoyancy chambers volume 1.32m<sup>3</sup>

|                       |             |       |         |         |         |  |  |  |  |
|-----------------------|-------------|-------|---------|---------|---------|--|--|--|--|
| 1818.00 G             |             |       |         |         |         |  |  |  |  |
| Rigid Inflatable Boat |             |       |         |         |         |  |  |  |  |
| F380                  |             |       |         |         |         |  |  |  |  |
| Lat. 1. Name          | N. Design   | Sigma | Date    |         |         |  |  |  |  |
| Project               | KAZANTHOV   |       | 02.2016 |         |         |  |  |  |  |
| Control               | VERBYVANSKY |       | 02.2016 |         |         |  |  |  |  |
| Tech. control         |             |       |         |         |         |  |  |  |  |
| Out. control          |             |       |         |         |         |  |  |  |  |
| Conf. sign            |             |       |         |         |         |  |  |  |  |
| General plan          |             |       |         | sheet 1 | sheet 2 |  |  |  |  |
|                       |             |       |         | mass    | 145     |  |  |  |  |
|                       |             |       |         | scale   |         |  |  |  |  |
|                       |             |       |         | "BRIG"  |         |  |  |  |  |

| Zone | Poz. | Mark | Description                           | Q-ty | Rem. |
|------|------|------|---------------------------------------|------|------|
|      | 1    |      | Tube                                  | 1    |      |
|      | 2    |      | Rigid Hull                            | 1    |      |
|      | 3    |      | Towing point                          | 3    |      |
|      | 4    |      | Lifting point                         | 4    |      |
|      | 5    |      | Partition                             | 2    |      |
|      | 6    |      | Lable                                 | 2    |      |
|      | 7    |      | Handle                                | 14   |      |
|      | 8    |      | Bilge valve                           | 1    |      |
|      | 9    |      | Engine plate                          | 1    |      |
|      | 10   |      | Steering console                      | 1    |      |
|      | 11   |      | Seat                                  | 1    |      |
|      | 12   |      | Engine plate                          | 1    |      |
|      | 13   |      | Bow hatch                             | 1    |      |
|      | 14   |      | Inflate valve                         | 3    |      |
|      | 15   |      | Oar                                   | 2    |      |
|      | 16   |      | Oar holder                            | 2    |      |
|      | 17   |      | Builder's plate                       | 1    |      |
|      | 18   |      | Plate with hin code                   | 1    |      |
|      | 19   |      | Elastic beam                          | 1    |      |
|      | 20   |      | Chain valve                           | 1    |      |
|      | 21   |      | Fuel tank                             | 1    |      |
|      | 22   |      | Bow step plate with navigation lights | 1    |      |
|      |      |      |                                       |      |      |
|      |      |      |                                       |      |      |
|      |      |      |                                       |      |      |



*Rigid Inflatable Boat F380  
Sport Version  
General plan*



*Rigid Inflatable Boat F380  
Base Version  
General plan*